

HCPS Technology Access

Elementary Students

Primary Students

K – 2

What is my child's login at school?



Username = **Student ID**

Contact HCPS User Support at user.support@hcps.org if you are not sure of your child's student ID.



Intermediate Students

3 – 5

What is my child's login at school?



Username = **Username**

Contact HCPS User Support at user.support@hcps.org if you are not sure of your child's username.



HCPS Network Password

- Password resets prior to beginning of school year
- Alpha-numeric
- Use for login at home



What is my child's login at home?

Username = **StudentID**@student.hcps.org

Contact HCPS User Support at user.support@hcps.org if you are not sure of your child's student ID.

HCPS Network Password

What is my child's login at home?

Username = **Username**@student.hcps.org

Contact HCPS User Support at user.support@hcps.org if you are not sure of your child's username.

HCPS Network Password

How may my child access school resources from home?

K - 2




How may my child access school resources from home?

3 - 5



start.hcps.org

Select the Student Resource tile you need



Students will be prompted to login with HCPS 365 credentials.

Note: the HAC username / password will be unique to what the parent will set up.
(See next step)



K - 2

Username =
StudentID@student.hcps.org
HCPS Network Password

3 - 5

Username =
Username@student.hcps.org
HCPS Network Password



Home Access Center (HAC)

All Elementary Students

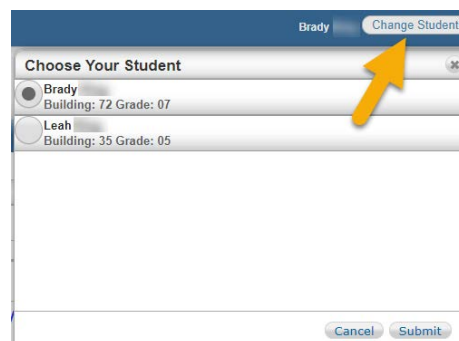
Will I need to access HAC to see my child's grades or progress?

Yes

If this is your **first child**, you will create an account with HAC.

hac.hcps.org/HomeAccess

If you already have an account with HAC, because you have another child in the system, you may select **Change Student** to see grades:



The screenshot shows a web-based dialog box titled "Choose Your Student". At the top, there's a blue header bar with the name "Brady" and a button labeled "Change Student". Below this, the dialog lists two student options: "Brady" (Building: 72 Grade: 07) and "Leah" (Building: 35 Grade: 05). Each option has a radio button next to it. A yellow arrow points to the "Change Student" button. At the bottom of the dialog, there are "Cancel" and "Submit" buttons.

What if I do not see my second child's name?

Contact HomeAccessCenter@hcps.org to have your second child's school registration information linked with any other children you have in the system.

Provide your child's:

Name
School ID
Grade
School

Office 365 Student Advantage Program

HCPS participates in the Microsoft Student Advantage Program. **This program provides free access to Office 365 Pro Plus** for students enrolled in school districts that purchase enterprise-level licenses.

- **Any student who is currently enrolled** in the Harford County School District is eligible and **may download and install Office 365 Pro applications on up to 5 devices** (PC, MAC, and/or mobile device).
- Note: Once a student withdraws or graduates from hcps, they lose access to all Office 365 Pro applications.

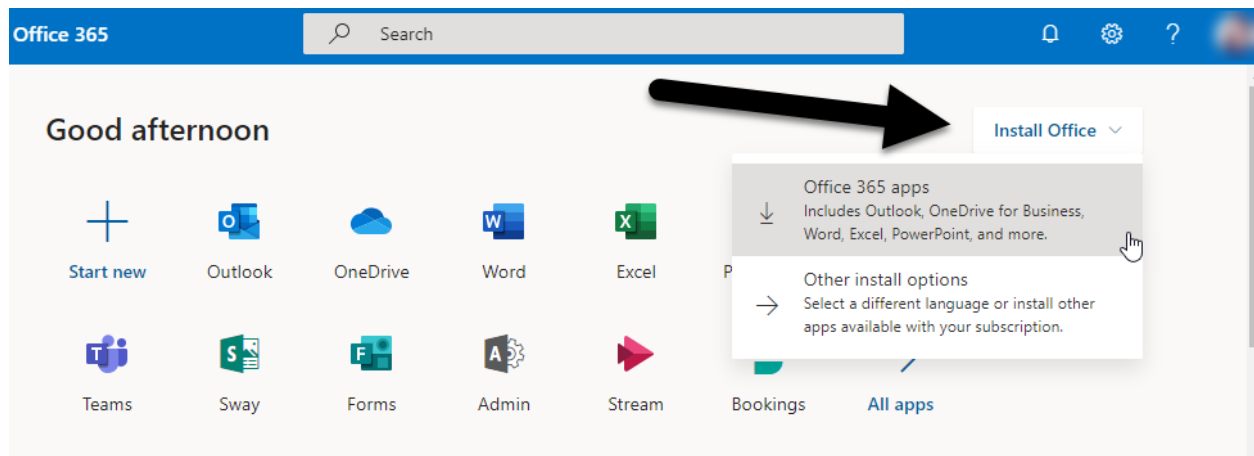
from

start.hcps.org



log in with HCPS 365 credentials (Refer to Page 2)

Install Office



Use these programs from home



For more information on the Office 365 Microsoft Student Advantage Program:

hcps.org/students/office365.aspx